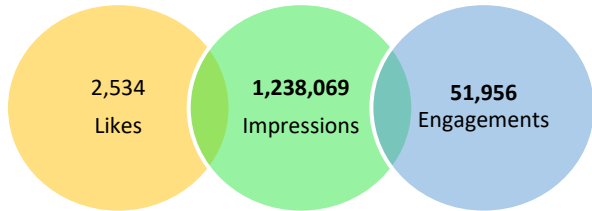


Lago Mar Digital Report

August 2020

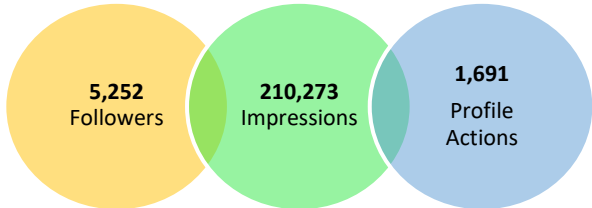
Facebook

August 1-31



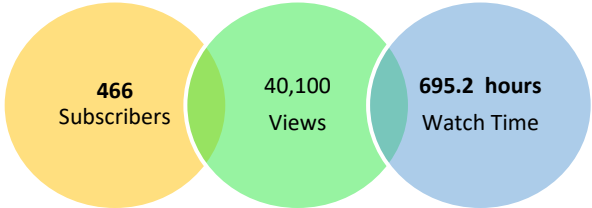
Instagram

August 1-31



YouTube

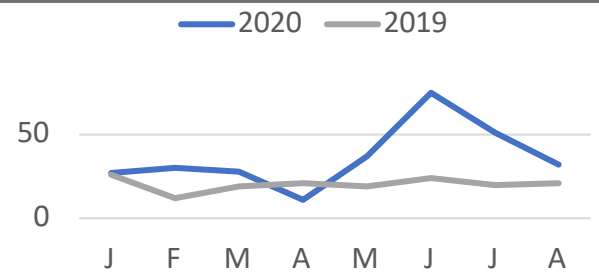
August 1 - 31



Gross Sales

32 – August 2020

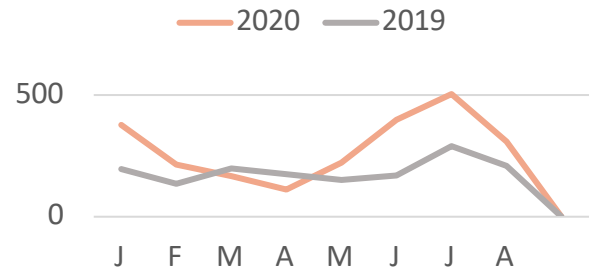
21 – August 2019



Builder Traffic

310 – August 2020

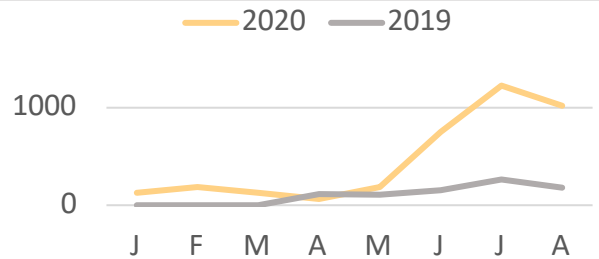
210 – August 2019




Info Center Traffic

1018 – August 2020

183 – August 2019

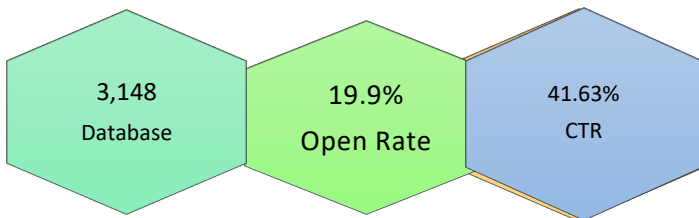


Website Traffic

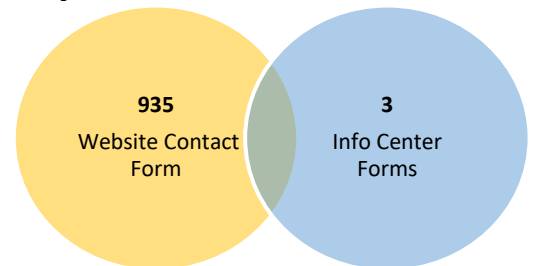


Eblasts

Mailchimp



Inquiries added to Databases



Fun Facts:

- Facebook Fans increase by 15%
- Instagram daily reach increased by 19.3%
- Instagram had an increased of 11.89% Followers....558 added!
- YouTube Watch Total Impressions were 85,911
- Lagoon Life In Lago Mar had 19,396 Views up 41.3%